

Scaled data based on original data using
LM-79-08 Approved Method: Electrical and Photometric Measurements of Solid-
State Lighting Products

Test Report Prepared for
Cooper Lighting Solutions
(formerly Eaton)

Brand: McGRAW-EDISON

Report Number: P387056

Luminaire Tested: **GWC-SA2D-740-U-SL2-HSS**

Issue Date: 3/3/2020

Test Information

Test Method: LM-79-08
Report Number: P387056
TEST IS SCALED FROM IESNA LM-79-08 TEST DATA (G2-1903-205-21)
Test Lab: INNOVATION CENTER
Issue Date: 3/3/2020
Manufacturer: COOPER LIGHTING SOLUTIONS (FORMERLY EATON)
Product Line: MCGRAW-EDISON
Catalog Number: GWC-SA2D-740-U-SL2-HSS
Description: GALLEON WALL LUMINAIRE
(2) 70 CRI, 4000K, 1200mA LIGHTSQUARES WITH 16 LEDS EACH AND TYPE II
SPILL LIGHT ELIMINATOR OPTICS WITH HOUSE SIDE SHIELD
Light Source: -
Ballast/Driver: ELECTRONIC DRIVER

Summary

Lumens per Lamp: N/A
Luminaire Lumens: 13412 lumens
Efficiency: N/A
Efficacy: 104.0 lumens/watt
Luminous Opening: Rectangular (W 1' x L: 0.5' x H: 0')
IES Classification: Type III - Medium
BUG Rating: B2 - U0 - G3

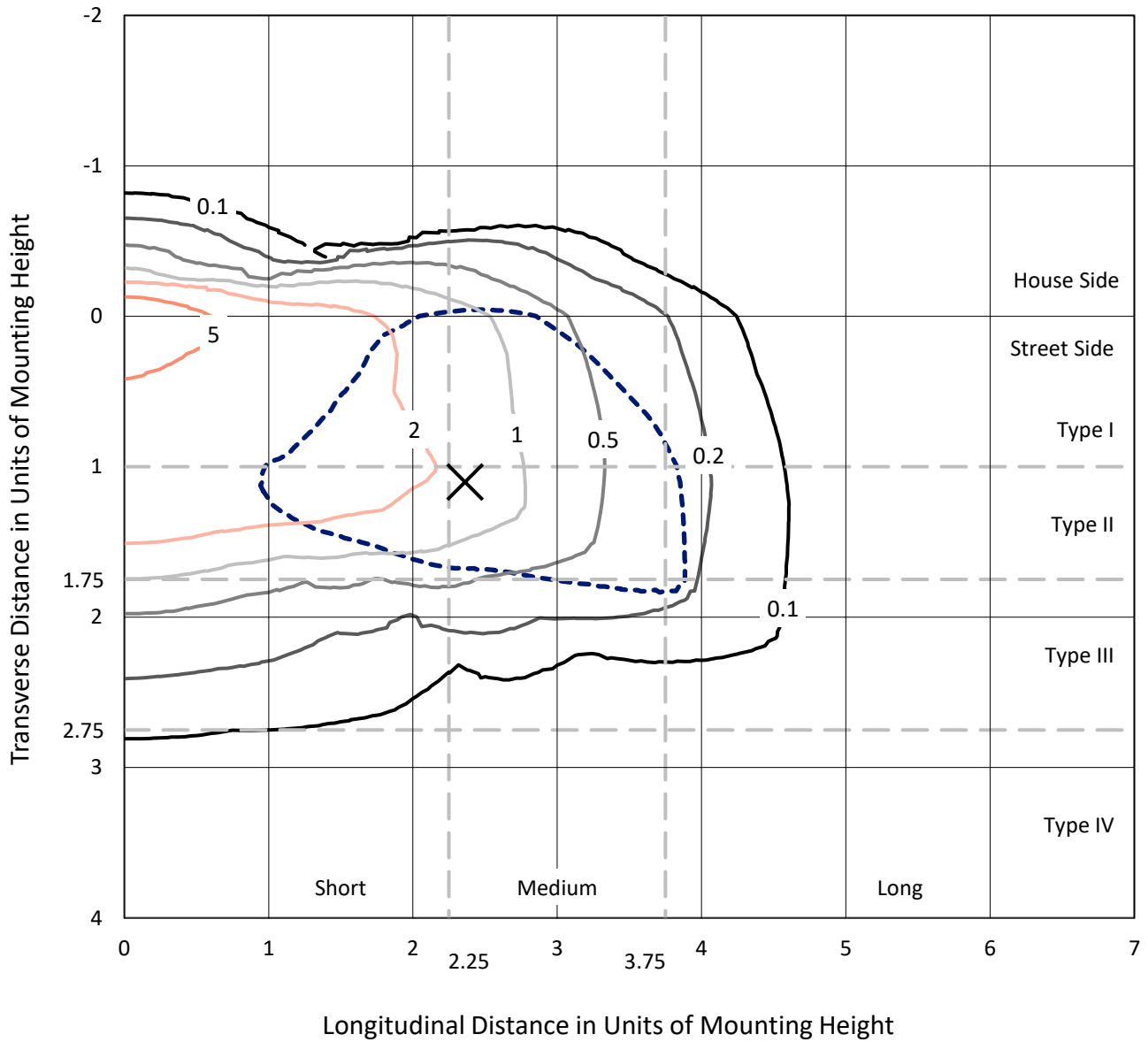
Input Watts (W): 129
Input Voltage (V): NR
Input Current (A_{in}): NR
Voltage Rise (V): NR
Power Factor: NR
Total Harmonic Distortion (THDi): NR
Frequency (hertz): 60
Stabilization Time: NR
Operation Time: NR
Ambient Temperature (°C): NR
Test Distance: 24 FT



REPORT NUMBER: P387056
 CATALOG NUMBER: GWC-SA2D-740-U-SL2-HSS

Iso-Footcandle Lines of Horizontal Illumination

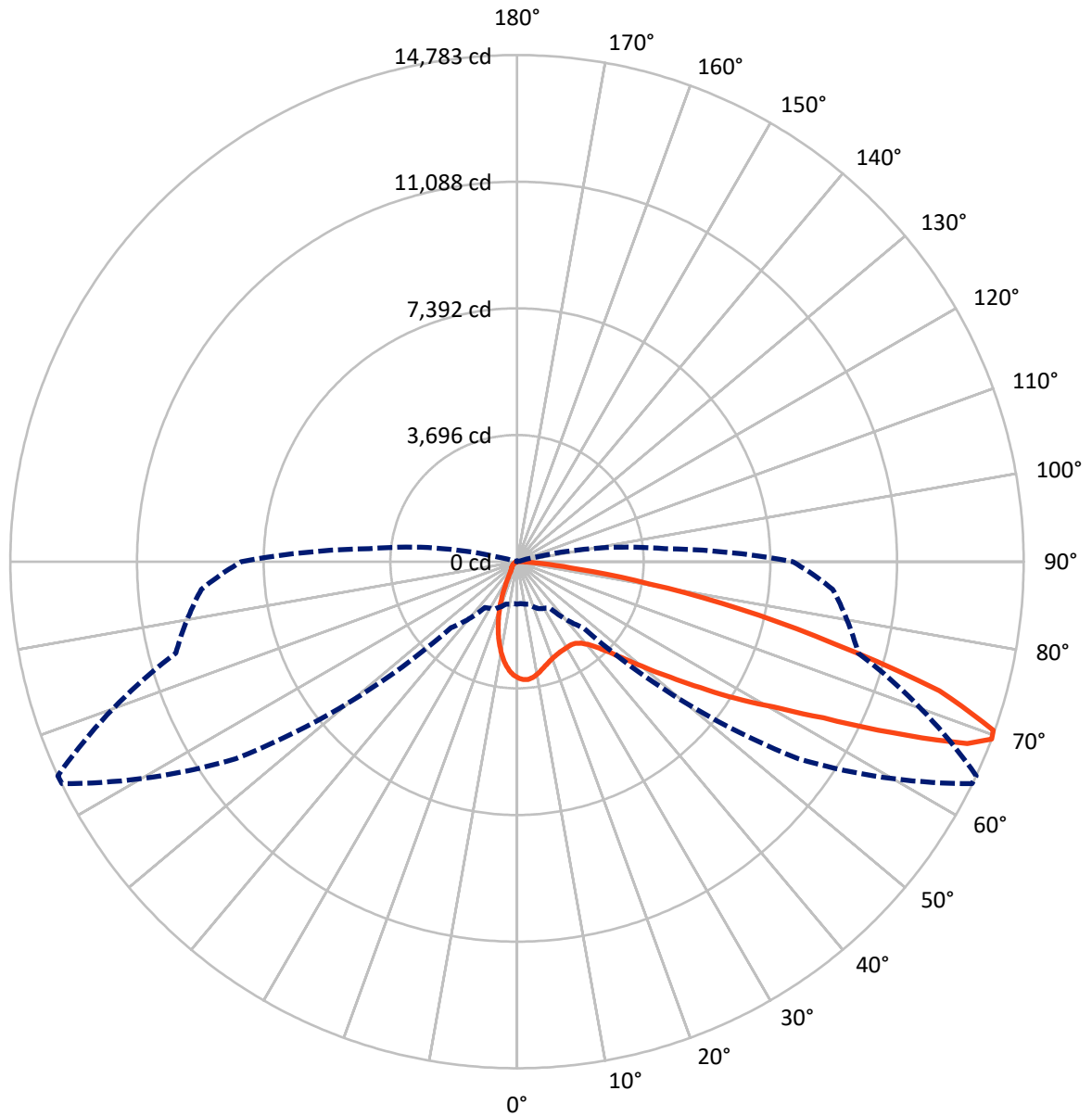
× Max cd
 - - - 1/2 Max cd



Based on 20 foot mounting height. Maximum calculated value = 8.5 fc
 Type III - Medium - N/A

REPORT NUMBER: P387056
CATALOG NUMBER: GWC-SA2D-740-U-SL2-HSS

Luminous Intensity Polar Plot



— Vertical Plane Through 65-Deg Lateral - - - Horizontal Cone Through 69-Deg Vertical

REPORT NUMBER: P387056

CATALOG NUMBER: GWC-SA2D-740-U-SL2-HSS

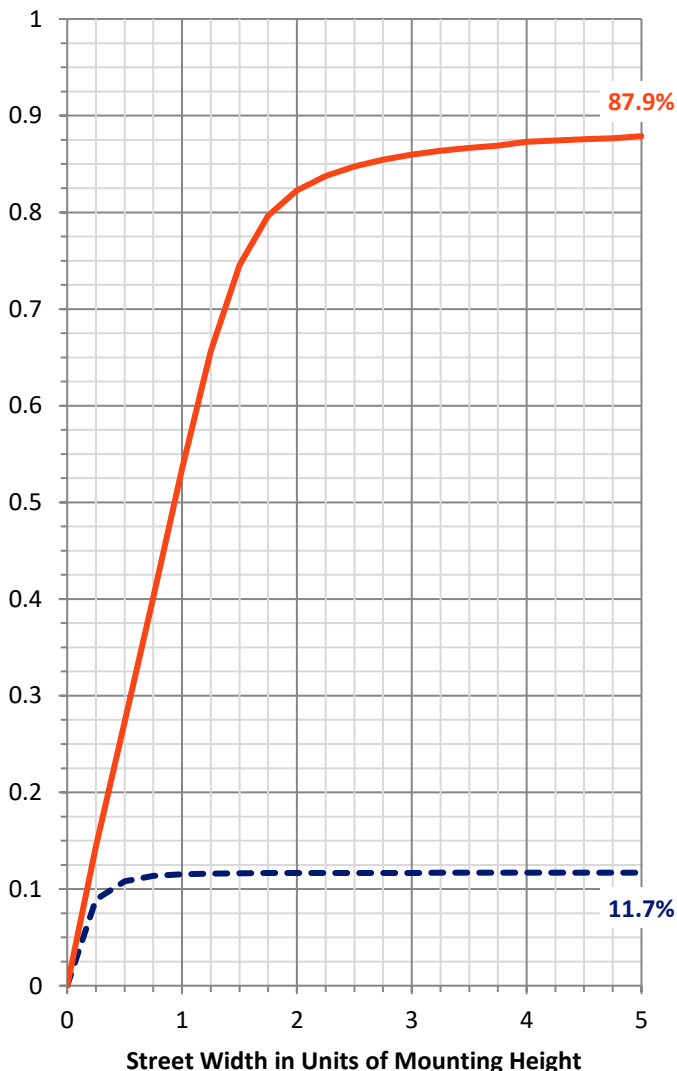
FLUX DISTRIBUTION:

		Downward	Upward	Total
House Side	Lumens	1581.0	0.0	1581.0
	% Fixture	11.8	0.0	11.8
Street Side	Lumens	11831.0	0.0	11831.0
	% Fixture	88.2	0.0	88.2
Total	Lumens	13412.0	0.0	13412.0
	% Fixture	100.0	0.0	100.0

ZONAL LUMENS:

Zone	Lumens	% Fixture
0°-10°	283.4	2.1
10°-20°	620.4	4.6
20°-30°	859.3	6.4
30°-40°	1198.1	8.9
40°-50°	1862.2	13.9
50°-60°	2989.6	22.3
60°-70°	3381.8	25.2
70°-80°	1986.1	14.8
80°-90°	231.0	1.7
90°-100°	0.0	0.0
100°-110°	0.0	0.0
110°-120°	0.0	0.0
120°-130°	0.0	0.0
130°-140°	0.0	0.0
140°-150°	0.0	0.0
150°-160°	0.0	0.0
160°-170°	0.0	0.0
170°-180°	0.0	0.0
0°-90°	13412.0	100.0
0°-180°	13412.0	100.0

Coefficient of Utilization



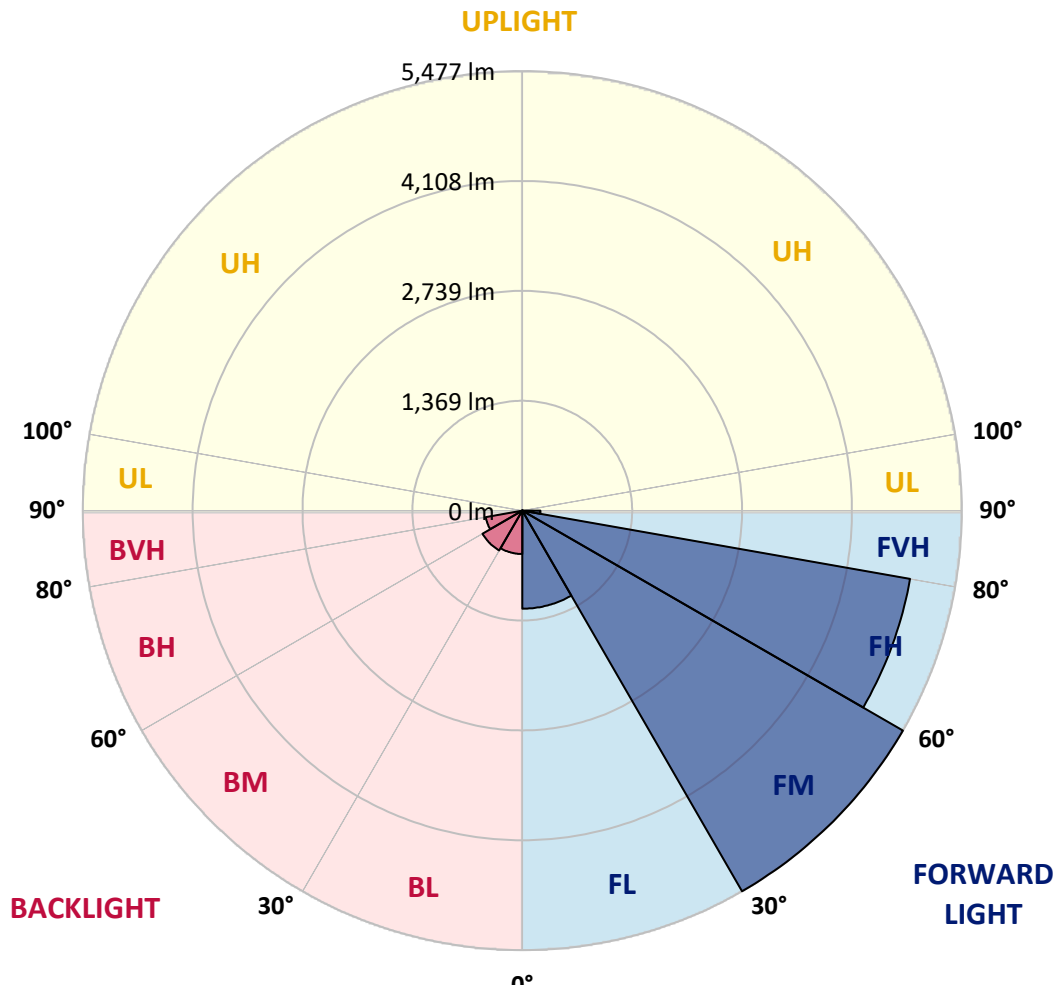
REPORT NUMBER: P387056

CATALOG NUMBER: GWC-SA2D-740-U-SL2-HSS

LUMINAIRE CLASSIFICATION SYSTEM LUMEN TABLE AND BUG RATING:

Zone	Lumens	% Fixture	Zone Rating/Lumen Limit		
			B	U	G
FL (0°-30°)	1222.1	9.1			
FM (30°-60°)	5477.1	40.8			
FH (60°-80°)	4906.0	36.6			G2/5000
FVH (80°-90°)	225.8	1.7			G3/500
BL (0°-30°)	540.9	4.0	B2/1000		
BM (30°-60°)	572.9	4.3	B1/1000		
BH (60°-80°)	461.9	3.4	B1/500		G1/500
BVH (80°-90°)	5.2	0.0			G0/10
UL (90°-100°)	0.0	0.0		U0/0	
UH (100°-180°)	0.0	0.0		U0/0	

BUG Rating: B2-U0-G3
 Type III Medium





REPORT NUMBER: P387056

CATALOG NUMBER: GWC-SA2D-740-U-SL2-HSS

CANDELA DISTRIBUTION (FULL):

	0°	5°	15°	25°	35°	45°	55°	64°	65°	75°	85°
0°	3389.2	3389.2	3389.2	3389.2	3389.2	3389.2	3389.2	3389.2	3389.2	3389.2	3389.2
2.5°	3419.3	3410.8	3417.6	3432.4	3439.7	3439.7	3445.4	3438.6	3440.9	3424.4	3400.6
5°	3205.4	3192.3	3211.0	3252.5	3303.5	3347.2	3411.9	3446.0	3449.4	3450.0	3422.2
7.5°	2974.9	2963.0	2990.8	3039.6	3105.5	3186.6	3299.6	3398.3	3404.0	3457.3	3436.9
10°	2787.7	2779.2	2811.5	2863.7	2940.9	3031.7	3170.2	3307.5	3324.0	3442.0	3434.6
12.5°	2639.0	2632.2	2662.8	2723.0	2801.9	2902.3	3047.0	3206.5	3228.6	3407.4	3423.3
15°	2530.6	2529.4	2555.0	2612.9	2700.3	2793.9	2942.0	3112.9	3138.4	3369.9	3421.6
17.5°	2473.8	2475.5	2494.3	2543.6	2618.5	2711.6	2853.5	3034.0	3061.8	3336.5	3430.1
20°	2468.1	2469.9	2480.1	2507.9	2568.6	2650.9	2781.4	2967.6	2996.5	3311.5	3443.7
22.5°	2518.1	2517.0	2519.8	2517.0	2551.0	2613.4	2733.7	2916.5	2950.0	3295.0	3454.5
25°	2614.0	2612.3	2611.2	2590.2	2567.5	2600.9	2713.9	2887.5	2919.3	3283.1	3460.7
27.5°	2747.4	2746.2	2744.5	2709.9	2641.8	2620.8	2716.2	2876.8	2903.4	3273.5	3459.6
30°	2922.7	2930.7	2928.4	2880.2	2774.0	2681.5	2740.0	2871.1	2894.4	3254.7	3447.7
32.5°	3128.7	3144.6	3157.1	3105.5	2972.7	2801.9	2795.0	2877.3	2894.4	3240.5	3426.1
35°	3342.7	3363.1	3409.1	3390.9	3216.1	2982.9	2889.8	2914.8	2929.0	3248.5	3415.9
37.5°	3553.2	3577.7	3677.5	3730.3	3535.1	3222.4	3037.4	3007.3	3014.7	3296.7	3427.3
40°	3797.9	3834.7	3986.3	4071.4	3915.9	3543.0	3258.1	3166.2	3169.0	3402.9	3480.0
42.5°	4119.1	4157.1	4321.1	4454.5	4344.9	3948.2	3557.8	3409.1	3406.3	3601.5	3604.3
45°	4510.7	4550.4	4720.1	4868.2	4818.8	4428.4	3941.4	3763.8	3760.4	3914.8	3839.8
47.5°	4954.5	4993.6	5145.1	5297.8	5351.2	4989.1	4430.1	4247.9	4240.0	4350.0	4203.6
50°	5335.3	5360.8	5500.4	5705.9	5946.5	5678.0	5037.9	4862.5	4854.0	4928.4	4737.7
52.5°	5473.7	5488.5	5630.4	5918.1	6518.5	6611.1	5836.4	5610.5	5604.3	5636.6	5448.8
55°	5193.4	5220.1	5394.3	5821.1	6828.4	7665.5	6844.3	6536.7	6489.6	6419.8	6192.2
57.5°	4429.5	4472.1	4659.3	5226.9	6683.7	8502.0	8325.5	7584.4	7515.1	7088.3	6796.6
60°	3318.9	3371.1	3526.6	4138.9	5911.3	8800.0	9944.1	8751.7	8595.7	7620.7	7352.2
62.5°	2277.5	2303.6	2409.1	2808.1	4353.5	8311.9	11298.2	10315.3	10030.4	8199.5	7953.2
65°	1739.5	1748.5	1791.7	1929.0	2592.4	6751.8	11836.8	12378.2	12033.7	8891.9	8576.9
67.5°	1401.8	1394.4	1454.0	1650.4	1736.0	4119.1	11208.5	14329.9	14168.7	9817.5	9204.6
69°	1236.1	1225.8	1286.6	1514.7	1630.5	2723.0	10020.2	14773.1	14783.4	10306.2	9247.8
70°	1112.3	1119.2	1179.3	1434.1	1594.7	2137.3	8885.1	14660.2	14740.8	10488.9	8989.0
72.5°	742.9	761.0	881.9	1190.7	1533.4	1617.4	5364.8	12580.2	12890.1	10077.5	7712.0
75°	418.8	432.5	576.0	897.8	1444.9	1540.3	2833.6	9268.2	9567.8	8427.1	5947.1
77.5°	205.4	212.8	325.8	579.4	1208.3	1467.6	1607.2	6295.5	6637.7	5500.4	3363.7
80°	86.8	90.8	162.9	357.5	863.8	1400.6	1193.5	3874.5	3917.0	2154.9	896.1
82.5°	33.5	34.6	68.7	223.0	548.8	1091.9	998.3	1837.1	1792.8	405.8	204.3
85°	4.0	4.5	25.0	133.9	305.3	561.8	811.0	791.7	732.7	80.6	105.0
87.5°	0.0	0.0	1.7	40.9	90.8	263.3	421.7	328.6	296.2	26.1	54.5
90°	0.0	0.0	0.0	0.0	0.0	0.0	0.0	0.0	0.0	0.0	0.0



REPORT NUMBER: P387056
 CATALOG NUMBER: GWC-SA2D-740-U-SL2-HSS

CANDELA DISTRIBUTION (continued):

	90°	95°	105°	115°	125°	135°	145°	155°	165°	175°	180°
0°	3389.2	3389.2	3389.2	3389.2	3389.2	3389.2	3389.2	3389.2	3389.2	3389.2	3389.2
2.5°	3380.7	3375.0	3344.4	3300.1	3258.1	3205.9	3156.0	3125.9	3102.1	3086.2	3104.9
5°	3389.8	3364.8	3271.8	3152.6	3035.7	2904.0	2781.4	2677.6	2636.7	2591.3	2611.7
7.5°	3387.0	3339.9	3172.4	2960.2	2745.7	2523.8	2313.8	2152.0	2068.0	1985.8	2006.8
10°	3372.8	3293.3	3039.6	2725.2	2404.0	2085.1	1787.1	1560.7	1434.1	1319.5	1335.9
12.5°	3341.6	3230.9	2883.0	2456.2	2026.6	1606.1	1257.1	967.1	811.6	742.9	751.4
15°	3322.8	3170.2	2717.3	2183.8	1623.7	1118.6	768.4	571.5	500.6	477.9	480.7
17.5°	3313.8	3111.7	2545.9	1872.3	1211.7	712.2	496.6	438.1	422.8	418.8	420.0
20°	3304.7	3052.7	2369.4	1564.1	834.8	479.0	408.0	391.0	385.3	380.2	381.4
22.5°	3289.4	2995.9	2179.8	1252.0	563.0	388.8	367.8	351.3	339.4	333.1	334.3
25°	3270.6	2936.4	1986.3	932.4	410.9	346.8	326.9	303.6	289.4	278.1	278.7
27.5°	3240.5	2863.1	1786.6	678.8	345.1	310.4	283.8	258.2	234.4	221.3	221.3
30°	3198.5	2780.3	1564.7	485.8	309.3	274.7	242.3	210.6	185.0	173.1	172.0
32.5°	3152.0	2694.0	1340.5	368.3	280.9	241.2	204.3	170.8	148.1	138.5	137.9
35°	3112.3	2600.9	1116.9	308.7	252.5	208.8	168.6	140.2	122.0	114.1	113.5
37.5°	3086.7	2507.9	899.0	275.8	227.0	178.8	141.3	115.8	102.7	96.5	95.9
40°	3082.8	2438.6	699.8	250.8	203.2	152.1	118.0	98.2	86.3	79.5	78.9
42.5°	3134.4	2398.9	536.9	229.8	178.8	128.8	100.5	84.0	71.5	64.7	64.1
45°	3270.1	2411.4	413.2	211.1	154.4	109.0	85.1	69.8	58.5	53.3	52.2
47.5°	3517.5	2497.7	328.6	192.4	131.1	92.5	72.6	57.9	48.2	43.1	42.6
50°	3957.9	2700.3	274.7	172.0	109.5	78.9	60.2	47.1	39.2	34.6	34.1
52.5°	4542.4	3061.2	245.2	152.1	90.8	67.0	49.4	37.5	30.6	27.2	26.7
55°	5187.1	3498.2	225.9	130.5	74.3	55.6	39.2	29.5	23.8	21.0	19.9
57.5°	5816.5	3876.7	207.7	109.5	61.9	45.4	31.2	23.3	18.7	15.9	15.3
60°	6394.8	4224.6	186.7	88.0	50.5	35.8	24.4	18.2	14.8	11.9	11.9
62.5°	7014.0	4493.6	157.8	68.7	41.4	27.2	19.9	16.5	11.9	10.2	9.6
65°	7670.0	4693.4	123.7	53.3	32.3	20.4	16.5	17.0	9.6	7.4	6.8
67.5°	8154.7	4653.7	91.4	42.0	25.0	15.9	15.9	18.2	8.5	5.7	5.1
69°	8048.0	4330.8	76.6	36.3	21.6	13.6	14.8	18.2	7.9	5.1	4.5
70°	7738.7	3973.2	67.5	32.3	19.3	12.5	14.2	17.6	7.4	5.1	4.5
72.5°	6444.8	2992.5	52.8	24.4	15.3	10.2	11.9	15.3	7.4	5.1	4.0
75°	4847.8	1915.4	40.3	17.6	11.4	7.9	9.1	11.4	7.4	4.5	4.0
77.5°	2637.8	690.7	28.9	11.9	7.9	6.2	6.2	8.5	6.8	3.4	2.3
80°	678.2	173.7	18.2	7.9	6.2	4.5	4.0	5.7	4.0	0.6	0.0
82.5°	167.4	39.2	9.6	5.7	4.5	1.7	1.7	2.8	1.7	0.0	0.0
85°	91.9	19.3	6.2	4.0	2.3	0.0	0.0	0.6	0.0	0.0	0.0
87.5°	47.1	5.7	1.7	1.1	0.6	0.0	0.0	0.0	0.0	0.0	0.0
90°	0.0	0.0	0.0	0.0	0.0	0.0	0.0	0.0	0.0	0.0	0.0

Signify Classified - Internal
Cooper Lighting Solutions Photometric Lab
1121 Highway 74 South
Peachtree City, GA 30269

Scaled Data Report



Report Generated By 670245982

Signify Classified - Internal
Cooper Lighting Solutions Photometric Lab
1121 Highway 74 South
Peachtree City, GA 30269

Scaled Data Report



Signify Classified - Internal
Cooper Lighting Solutions Photometric Lab
1121 Highway 74 South
Peachtree City, GA 30269

Scaled Data Report



Signify Classified - Internal
Cooper Lighting Solutions Photometric Lab
1121 Highway 74 South
Peachtree City, GA 30269

Scaled Data Report



Signify Classified - Internal
Cooper Lighting Solutions Photometric Lab
1121 Highway 74 South
Peachtree City, GA 30269

Scaled Data Report



--- HS — SS

Signify Classified - Internal
Cooper Lighting Solutions Photometric Lab
1121 Highway 74 South
Peachtree City, GA 30269

Scaled Data Report



u

Signify Classified - Internal
Cooper Lighting Solutions Photometric Lab
1121 Highway 74 South
Peachtree City, GA 30269

Scaled Data Report



Signify Classified - Internal
Cooper Lighting Solutions Photometric Lab
1121 Highway 74 South
Peachtree City, GA 30269

Scaled Data Report



(END OF REPORT)